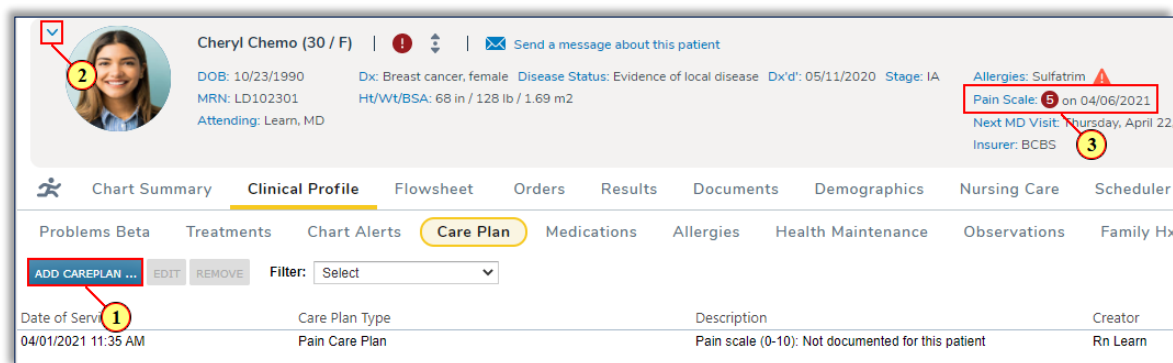
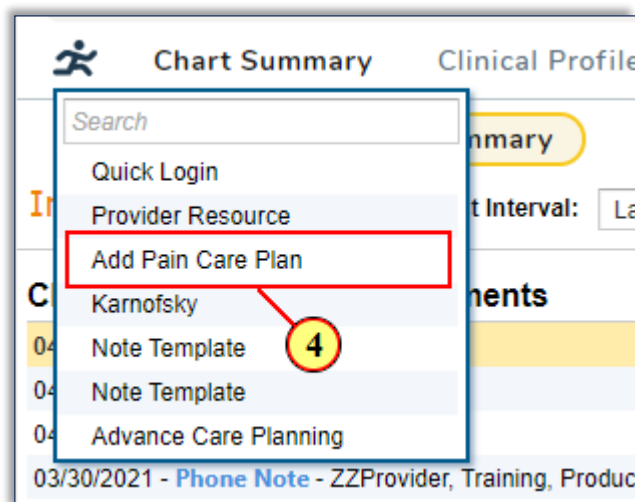


EOM 4b Plan of Care for Pain

In this lesson, you will learn the required documentation for the **EOM 4b Plan of Care for Pain**, a quality measure for the **Enhancing Oncology Model**. If pain has been quantified as >0 on any qualifying EM visit, a plan of care for pain must be documented on the date of the visit.



1. To add a **Pain Care Plan**, click **ADD CAREPLAN** under **Care Plan** in the patient's **Clinical Profile**.
2. The **Pain Care Plan** is also accessible directly from the **Patient Banner**, when expanded. If the **Patient Banner** is not already expanded, click the arrow next to the patient's photo to expand it.
3. If the patient's pain is documented at a value greater than 0, the value is red. Click **Pain Scale** to go directly to the patient's **Pain Care Plan**.



4. Alternatively, if you have added it to your **Quick Action Menu**, access the **Pain Care Plan** via the **Running Man**.

iKnowMedSM Generation 2

The screenshot shows the 'Pain Care Plan' form for a service date of 04/13/2021. Callout 5 points to the 'Date of Service' field, which shows '04/13/2021 07:32 AM' and a 'TODAY' button. Callout 6 points to the 'Pain Scale (0-10): 5' field. Callout 7 points to the 'Pain Treatment Plan' section, which contains a list of checkboxes for various pain management interventions.

5. The **Date of Service** defaults to the current date and time and can be changed by clicking in the field or using the calendar widget.

- To meet the measure, the plan must be documented on the same date as the qualifying encounter where pain intensity was documented as >0.

6. If the **Pain Scale** was documented in the **Vital Signs** area, it is displayed in the **Pain Care Plan**.

The Pain Scale value also displays in the **Patient Banner** when it is expanded.

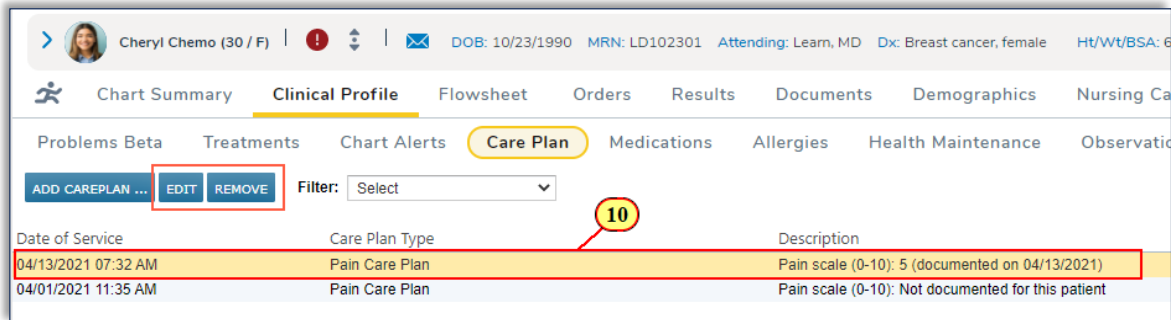
7. The checkboxes allow you to select all applicable **Pain Treatment Plan** options.

The screenshot shows the 'Comment' field at the bottom of the form. It contains the text 'Patient acknowledges understanding of everything we discussed related to pain mgmt.' Callout 8 points to the 'SAVE' button at the bottom right of the comment field.

8. Additional **Comments** can be documented using the provided free text field.

9. Click **SAVE** to add the **Pain Care Plan** details to the patient chart.

iKnowMedSM Generation 2



Cheryl Chemo (30 / F) | DOB: 10/23/1990 | MRN: LD102301 | Attending: Learn, MD | Dx: Breast cancer, female | Ht/Wt/BSA: 6

Chart Summary | **Clinical Profile** | Flowsheet | Orders | Results | Documents | Demographics | Nursing Ca

Problems Beta | Treatments | Chart Alerts | **Care Plan** | Medications | Allergies | Health Maintenance | Observatio

ADD CAREPLAN ... | **EDIT** | **REMOVE** | Filter: Select

Date of Service	Care Plan Type	Description
04/13/2021 07:32 AM	Pain Care Plan	Pain scale (0-10): 5 (documented on 04/13/2021)
04/01/2021 11:35 AM	Pain Care Plan	Pain scale (0-10): Not documented for this patient

10. Clicking on the Pain Care Plan selects it and enables the **EDIT** and **REMOVE** buttons.

11. The Pain Care Plan needs to be completed on the day of the Qualifying Visit. The [Unfinished Charting](#) widget available in iKM can help to identify outstanding Pain Care Plans.

This concludes the lesson for **EOM 4b Plan of Care for Pain**, a quality measure in the **Enhancing Oncology Model**.