

Controlling High Blood Pressure

In this lesson you will learn how to enter the required fields for the **MIPS #236 Controlling High Blood Pressure** quality measure.

The required fields for this quality measure are:

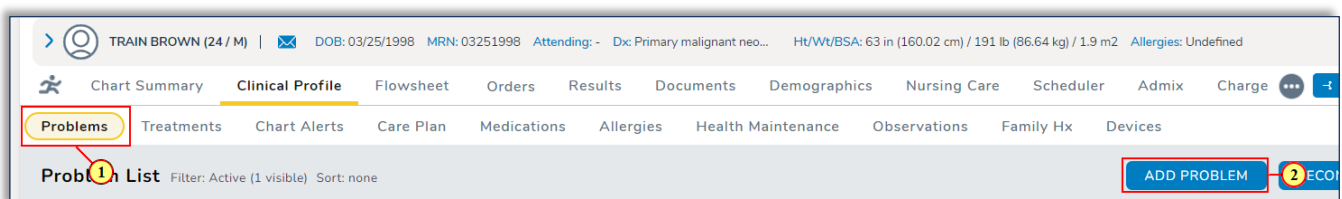
- Diagnosis of hypertension that is **ACTIVE** in the chart starting before and continuing into the measurement period or starting during the first six months of the measurement period
- Blood pressure results entered for patient visit
 - NOTE: if no blood pressure recorded during the reporting period will be assumed to be uncontrolled blood pressure

Exclusions for this measure are:

- Hospice, pregnancy, ESRD, dialysis, renal transplant, or palliative care at any time during reporting period
- Patients 66 years and older living in a nursing home long term
- Patients 66 - 80 years with:
 - Advanced illness with 2 EM in current or prior year
 - Advanced illness with 1 inpatient visit in current year or prior year
 - Prescribed dementia medication(s) in current year or year prior
- Patients 81 years and older with indication of frailty during the measurement period

See the [Hospice Enrollment](#) and [Palliative Care Chart Alert](#) Job Help documents for steps.

Note: Patients are not included in the numerator evaluation on dates where chemotherapy or radiation treatment is given.



1. Under the **Clinical Profile** tab, click **Problems**.
2. Click **ADD PROBLEM**.

iKnowMedSM Generation 2

Search bar: hypertension

Search Results:

- Hypertension
- Essential hypertension (disorder)
- Benign essential hypertension (disorder)
- Pulmonary hypertension
- Benign hypertension (disorder)
- Renal disease due to hypertension

3. In the search bar, type **hypertension**.
4. Select the **essential hypertension** diagnosis.

Problem (required): Essential hypertension (disorder)

Date of Diagnosis: 03/10/2022

Status: Active

ICD-10

Favorited Problems:

- Cancer with lung metastasis
- Disorder of ovary (disorder)
- Metastasis to brain
- Morbid obesity (disorder)
- Vaginal lesion (finding)

Date of Diagnosis: 03/10/2022

Status: Active

5. Using the calendar widget select the **diagnosis date**.
6. Click on **ICD-10**.

iKnowMedSM Generation 2

Search ICD-10s

Suggested ICD-10s

| | |
|--|---|
| I10 - Essential (primary) hypertension | ☆ |
| O16.1 - Unspecified maternal hypertension, first trimester | ☆ |
| O16.2 - Unspecified maternal hypertension, second trimester | ☆ |
| O16.3 - Unspecified maternal hypertension, third trimester | ☆ |
| O16.9 - Unspecified maternal hypertension, unspecified trimester | ☆ |

SAVE & ADD ANOTHER

SAVE & CLOSE

8 CANCEL

NEXT

7. Select the **I10 Essential (primary) hypertension** code.

8. Click

SAVE & CLOSE

If the patient's hypertension diagnosis resolves, you will need to update the diagnosis on the problem list. This will avoid the patient being included in future measurement periods for the measure.

Problems

Treatments

Chart Alerts

Care Plan

Medications

Problem List Filter: Active (2 visible) Sort: none

| Problem |
|--|
| <p>Primary malignant neoplasm of prostate (disorder) (principal diagnosis)</p> <p>Extent of Disease: Adjuvant</p> <p>HCC C61 - Malignant neoplasm of prostate</p> |
| <p>Essential hypertension (disorder) <i>Audit</i></p> <p>I10 - Essential (primary) hypertension</p> |

9. To edit the diagnosis, click on hypertension in the problem list.

iKnowMedSM Generation 2

03/05/2020

Status

☐ Active

☐ Inactive

☒ **Resolved** 10

03/02/2022 11

☐ Removed 11

☐ Principal Diagnosis

SAVE & CLOSE 12 NCEL NEXT

10. Click on the button next to **Resolved**.
11. Using the calendar widget select the date the hypertension resolved.
12. Click **SAVE & CLOSE**.

Patients living in a nursing home on a long-term basis are excluded from this measure. To document this, go to the **Patient Hx** tab under **Clinical Profile**.

Chart Summary Clinical Profile Flowsheet Orders Results Documents Demographics Nursing Care Scheduler Admix Charge Capture

Problems Treatments Chart Alerts Care Plan Medications Allergies Health Maintenance Observations Family Hx Devices Patient Hx

Past Medical History

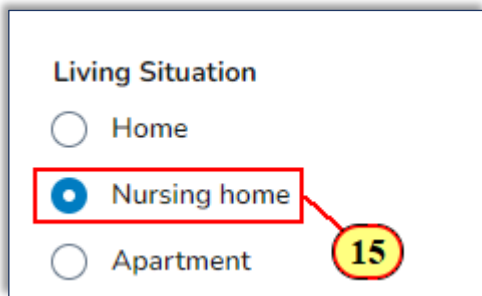
Family History

Social History 13

Living Environment 14

13. Click on **Social History** on the left side menu.
14. Click on the arrow to expand the **Living Environment** section

iKnowMedSM Generation 2



Living Situation

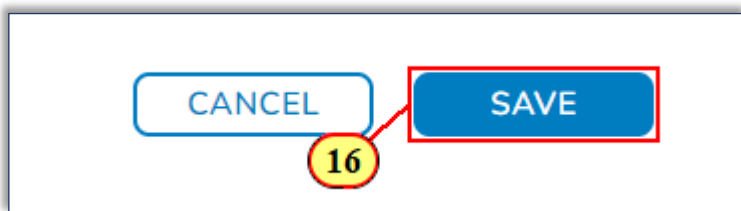
☐ Home

☒ Nursing home

☐ Apartment

15

15. Click the radio button next to **Nursing Home**.



CANCEL

SAVE

16

16. Click **SAVE**.

This concludes the lesson for the **MIPS #236 Controlling High Blood Pressure** quality measure.