
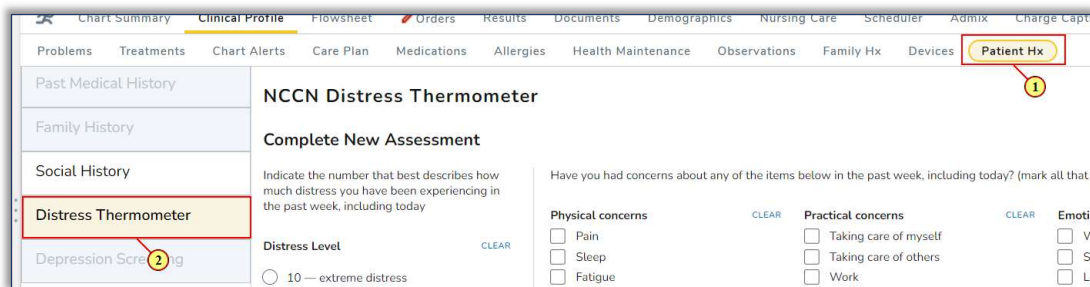


iKnowMed<sup>SM</sup> Generation 2

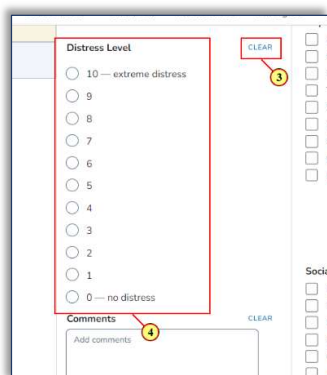
# PIMSH 21 Screening and Achieving Resolution or Improvement of Distress for Cancer Care **RATE 1 ONLY**

In this lesson, you will learn the steps required for **MIPS #PIMSH21 RATE 1, Screening for Distress** workflow steps.

 You may send the Distress Screening to the patient via Ontada Health. Please see the Ontada Health help menu for more information. This job aid will walk through adding the documentation to iKnowMed.



1. To reach the NCCN Distress Thermometer, go to the **Clinical Profile** tab, then click Patient Hx.
2. Then click on **Distress Thermometer** in the left-hand menu.

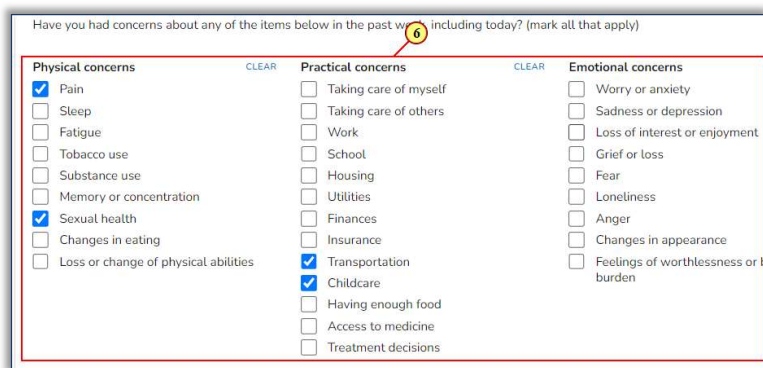


3. Click **CLEAR** to reset selections, if needed.
4. Enter the patient's **Distress Level** by clicking the radio button next to the reported level.

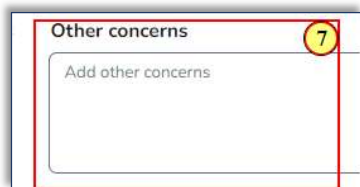
iKnowMed<sup>SM</sup> Generation 2



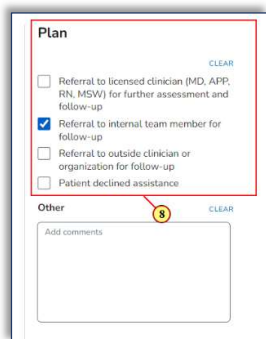
5. Comments may be added in the free text Comments box.



6. Complete any **areas of concern** based on the patient's responses.




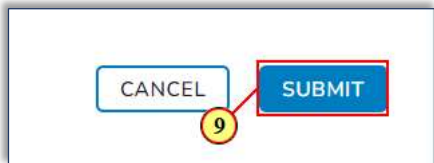
7. A free text box is available to document any Other concerns.



8. Based on the assessment results, you may document the plan of care to address areas of concern, but this is not required for the measure numerator. A free text box is available for additional comments.

iKnowMed<sup>SM</sup> Generation 2

 Note: Depending on your monitor size, you may need to scroll to the right using the bottom scroll bar to see the Plan area.



9. Click **SUBMIT** to save.

**Past Assessments & Plans**

Date ↑	Distress level	Distress comments	Physical concerns	Practical concerns	Emotional concerns	Social concerns	Spiritual/rel concerns	Other concerns	Plan	Other
04/09/2026	3	-	-	1	-	-	-	-	-	-


10. Previously completed assessments can be viewed here.



11. Check this box to document if a **Patient declined to complete the assessment**, this will exclude the patient from the measure.

**Patient Information**

Edit

<p><b>Name</b></p> <p>Angelia</p> <p>First Name</p> <p>Middle Name</p> <p>zzBalsiger</p> <p>Last Name Suffix</p> <p>Previous Name (e.g. Maiden Name)</p> <p><small>Last date of use of previous name</small></p>	<p><b>Patient Notes</b></p> <p>Preferred Contact: Liz (sister) xxx-xxx-xxxx</p> <p><b>Preferred method of contact</b></p> <p>-</p> <p><b>Employment Status</b></p> <p>-</p> <p><b>Marital Status</b></p> <p>-</p> <p><b>Multiple Birth</b> </p>	<p><b>MRN</b></p> <p>zzTest40</p> <p>Primary</p> <p><b>Patient Status</b></p> <p>Hospice</p> <p><b>Hospice Record</b></p> <p>Hospice - March 13, 2026</p> <p><b>Hospice Notes</b></p> <p>Enrolled in Our Lady of Fatima Hospice, practice notified 4/6/26. SH</p> <p><b>SSN</b></p>
--	--	---

12. Patients who are enrolled in hospice during the performance period are a measure exclusion.

---

**iKnowMed<sup>SM</sup> Generation 2**

This concludes the lesson for the **MIPS # PIMSH 21 Screening and Achieving Resolution or Improvement of Distress for Cancer Care, RATE 1 Screening for Distress** workflow steps.